



style and adjustability
to suit every office and
ergonomic requirement

DESIGNED AND BUILT TO PROVIDE
GUARANTEED QUALITY AT AN
AFFORDABLE PRICE.





ERGONOMICS

The Chevron is a major achievement in ergonomic seating, providing solid support with comfort. Finger-touch lever controls, teardrop height and width adjustable armrests, high density molded foam seat with waterfall edge and wrap-around lumbar support. The stylish spider base finishes the elegant detail.

MECHANISM OPTIONS



Operator

- Pneumatic Seat Height Adjustment
- Back Height Adjustment
- 2 Levers, seat and back angles adjust independently of each other and lock in any position or free float






Multi Tilter







- Pneumatic Seat Height Adjustment
- Seat Depth Adjustment
- Back Height Adjustment
- Forward and rearward seat tilt with infinite tilt-lock control, back angle adjustment



Task

- Pneumatic Seat Height Adjustment
- Seat Depth Adjustment

DESCRIPTION	DIMENSIONS				
	W IN	D IN	H IN	WT LB	CU FT
 2470 High Back Multi-Tilter Features: A B C D E F G H M N Q S	26.0	24.5	43.0	53.0	9.25
 2471 Low Back Multi-Tilter Features: A B C D E F G H M N Q S	26.0	24.5	40.0	49.0	9.25
 3196-1 High Back Synchro-Tilter Features: A B C D H L M N S T	24.0	25.5	41.0	50.0	13.0

DESCRIPTION	DIMENSIONS				
	W IN	D IN	H IN	WT LB	CU FT
 2465 Low Back Operator Features: C D F G H M N Q S	26.0	22.0	39.0	47.0	9.25
 2464 Low Back Operator, Armless (not shown) Features: C D F G M N	20.5	22.5	39.0	41.0	9.25
 2475 TD Low Back Task Features: C E H M N Q	26.0	23.5	39.0	38.0	9.25
 2474 TD Low Back Task, Armless (not shown) Features: C E M N	20.5	23.5	39.0	33.0	9.25
 2468 Low Back Drafting with Arms Features: C D F G H M N Q S	26.0	22.5	48.0	51.0	9.25
 2467 Low Back Drafting Chair, Armless (not shown) Features: C D F G H M N	20.5	22.5	48.0	43.0	9.25



A
Tension
Adjustment



B
Chair
Tilt Lock



C
Seat
Height



D
Back/Lumbar
Height



E
Seat
Depth



F
Forward
Seat Angle



G
Back
Angle



H
Arm
Height



L
Synchro-Tilt
Movement



M
Waterfall
Seat Edge



N
Contoured
Cushions



Q
Width
Adjust Arms



S
Center-Tilt
Movement



T
Push
Button

Basics exclusive chairs are tested to meet or exceed ANSI / BIFMA seating standards. These test procedures evaluate seating for function, safety, durability, and structural adequacy. Your assurance of a quality product. As a result all Basics exclusive seating products proudly carry a Limited Lifetime Warranty.

We have made every effort to ensure accuracy. Specifications are subject to change 2009.